

KIRTON PRIMARY SCHOOL

TERM 3 NEWSLETTER 2024



YEAR 2

January 2024

Dear Parents and Carers

We would like to welcome you to the start of a new term. The children have already settled in well and are very busy with their daily timetable.

Our Topic

Term 3: Our Wonderful World

In our topic this term, we will become explorers and venture around our world. We will be able to identify the Wonders of the World and distinguish between whether they are human or physical features. We will become experts in the capital cities of the United Kingdom and learn about some of the incredible cities from around the world, such as Hong Kong, San Francisco and Lagos.

In Science, we will extend our understanding of the world by looking closely at habitats. We will be learning about the suitability of animal habitats and how animal habitats depend on each other.

Maths and English

In maths, children will be learning about: counting in 3s; 3D shapes; multiplication and division facts for the 2, 5 and 10 times table; measurement; adding and subtracting two digit numbers; addition of three numbers; and money.

In order to support your child, you could help them with their weekly homework as well as activities such as finding the correct money to pay for items at the shop.

It would really support your child if they were confident with their times tables. This would help them in all areas of maths. This term your child needs to become confident in recalling multiplication facts for the 2s, 10s and 5 times tables. Online interactive games such as 'Hit The Button' can be a fun way for children to practise their instant recall. You can find it here: <https://www.topmarks.co.uk/maths-games/hit-the-button>.

Alternatively, singing our school times tables songs has proven to be a hit in the classroom, you can find them

here:

<https://www.parliamentfederation.co.uk/kirton-primary-school/children/times-tables-videos>

In English, we will be learning about: *narratives, diary entries, information texts, reports, extended stories and letters.*

In order to support your child, you could read parts of a letter, read narratives or even write a diary entry for each day. To continue your child's learning at home, they may want to use their knowledge about Mount Everest to write their own information text about the world's tallest mountain. You may want to explore this website to help you: <https://www.britannica.com/place/Mount-Everest>

The spellings your child will be learning this term can be accessed through our school website. It would be really useful if you could help your child to learn these spellings.

Reading

Please encourage your child to read at home every day and ask them questions about what they are reading at every opportunity.

We aim to change books as often as possible. Please ensure you are using the reading diaries to log your child's reading. Once your child has read their books once, to improve fluency, we encourage children to read the same text again. The first time they read their book, they will be using their skill of decoding to blend sounds to read the words. Reading it a second time, will give children the opportunity to demonstrate a more fluent pace, whilst supporting their understanding and promoting confidence in their reading. Your child has access to a library of books on: <https://ebooks.collinsopenpage.com/>. This means, your child has access to a range of books, suited to their phonetic ability, anywhere and at any time.

Your child may bring a water bottle to school. Please ensure the bottle is clearly named and only contains water.

Station Road, Kirton, Boston, Lincolnshire PE20 1HY

Tel: 01205 722236

Email: enquiries@kirton-boston.lincs.sch.uk

KIRTON PRIMARY SCHOOL

TERM 3 NEWSLETTER 2024



YEAR 2

PE

Redpolls and Goldcrests class have PE on Mondays and Tuesdays. Chaffinches have PE on a Monday and a Friday. Please ensure that your child has the appropriate PE kit. For outdoor games, the children need plain black/navy tracksuit bottoms, a plain white t-shirt, a plain sweatshirt and trainers. For indoor PE, the children need plain black/navy shorts, a plain white t-shirt and plimsolls. Every item needs to be clearly labelled and in a bag that will remain in school every day. Kits will be taken home to be washed at the end of each term. No items should be taken home during the term.

Homework

Homework is set on a Friday and will continue to support your child's education. It will include weekly maths and English activities as well as reading, some spelling investigations and multiplication facts. If there are ever any problems about the homework please come and see us as soon as possible.

Important Dates

03.01.24 – First day of term 3
06.02.24 – Parents' Evening face-to-face
07.02.24 – Parents' Evening via telephone
09.02.24 – Last day of term 3
19.02.24 – First day of term 4

Please note: after school clubs for Term 3 will start from Monday 8th January.

Yours sincerely

Mrs Elderkin Miss Cumberworth Ms Phillips
Year 2 Class Teachers

KIRTON PRIMARY SCHOOL

TERM 3 NEWSLETTER 2024




YEAR 2

HOW YOU CAN SUPPORT YOUR CHILD'S LEARNING THIS TERM:

Key things parents can do to support their child this term related to things they will be learning about:

- Visit <https://animals.sandiegozoo.org/live-cams> to watch animals live at a San Diego Zoo.
- Visit the local library and explore books about the world or animals and their habitats.
- Discuss your child's favourite animal and create an animal fact file using the template below.



Station Road, Kirton, Boston, Lincolnshire PE20 1HY

Tel: 01205 722236

Email: enquiries@kirton-boston.lincs.sch.uk



YEAR 2

Animal **FACT** **FILE**

Name:

Picture:

Description:

Home:

Food:

Other interesting facts:


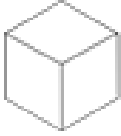



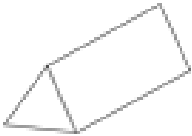

KIRTON PRIMARY SCHOOL

TERM 3 NEWSLETTER 2024



YEAR 2

Go on a 3D shape hunt around your home. How many different shapes can you find? Use the sheet below to help you record your findings.

Shape	Tally
	
	
	
	
	
	
	



KIRTON PRIMARY SCHOOL

TERM 3 NEWSLETTER 2024



YEAR 2

Research a country and create a fact file using the template below to share the information you have learnt.

My country is: _____

Find and mark your country on the map



Traditional food:



Popular sports:

Draw the flag:

Five fabulous facts:

Leader:

Capital:

Population:

Currency:

Climate:

Draw a famous landmark:

Some traditional vocabulary:

Famous people:

KIRTON PRIMARY SCHOOL

TERM 3 NEWSLETTER 2024



YEAR 2

Follow the instructions below to create habitats using different materials.

Box Zoo

Create a mini zoo out of a large box or plastic tray and populate it with easy-to-make [standing paper animals](#) or with exciting three-dimensional [folding animals](#).



Materials

- Self-hardening clay or [salt dough](#)
- Scissors
- Craft sticks or wooden ice cream spoons
- Sand
- Plastic tray or any wide box (e.g. pizza box, cereal box or large shoe box)
- Decorative materials: feathers, flower-shaped beads, sequins, pipe cleaner, egg carton tray, etc.
- Poster paint or watercolor (optional)



1. First, make a few paper animals to go into your box zoo.



2. Now that you have created your paper animals, you can make a zoo for them using a wide box or old plastic tray.



3. Think of a layout for your zoo. Decide on where each animal should be housed. Sketch an outline of your plan on the tray or box.



4. Cover the area inside the animal enclosures with green self-hardening clay or [salt dough](#), putting a thicker layer around the edges.

KIRTON PRIMARY SCHOOL

TERM 3 NEWSLETTER 2024



YEAR 2



5. You can make a watering hole with blue clay or salt dough. Use the tip of a spoon to etch some waves on the dough.



6. Find suitable fencing material- you can use wooden ice cream spoons like I did or you can cut craft sticks in half. Other materials you can use are drinking straws or construction paper cut into thick strips. Stick the fence pieces around the borders of the animal enclosures. Push each one deep into the dough.



7. Here are some landscaping ideas for your zoo:

a.) Make flowers with flower-shaped beads, sequins or craft foam. Use craft wire, pipe cleaner, or colored toothpicks for the stems.



8. Cover the paths with sand.



9. Finally, put the animals inside their enclosures.