

KIRTON PRIMARY SCHOOL

TERM 1 NEWSLETTER 2021



Year 6

September 2021

Dear Parents and Carers

We would like to welcome you to the start of the new year. The children have already settled in well and are busy with their daily timetable.

Our Topic

Term 1: Ancient Greeks

This term, we will be learning about The Ancient Greeks, including: Greek mythology and the influence of the Gods and Goddesses, everyday life for a Greek and Greek architecture.

In science, we will be looking at the human body and how to maintain a healthy lifestyle. We will be taking a detailed look at the circulatory system and the impact of exercise upon this. We will also be investigating what makes a healthy and nutritious diet.

Maths and English

In maths lessons, children will be learning about: number and place value, written methods for the four operations and fractions.

In order to support your child, you could look at the use of numbers in everyday life: cooking using fractions to measure the ingredients, converting ingredients from litres to millilitres and grams to kilograms.

It would really support your child if they were confident with their times tables. This would help them in all areas of maths. This term your child needs to learn the: corresponding division facts for the times tables up to 12×12 ; multiplication and division problems involving multiples of 10; and multiplication and division problems involving multiples of 100.

In English, we will be learning about: scientific reports and non-chronological reports.

In order to support your child, you could research how healthy eating affects the body; the children could use the Change 4 Life website to help them.

The spellings that your child will be learning this term can be accessed through our school website; it would be really useful if you could help your child to learn these spellings.

Please encourage your child to read at home every day and ask them questions about what they are reading at every opportunity. We aim to change books regularly.

Your child may bring a water bottle to school. Please ensure the bottle is clearly named and only contains water.

PE

Our PE day is on Friday. Please ensure that your child has the appropriate PE kit. For outdoor games, the children need plain black/navy tracksuit bottoms, a plain white t-shirt, a plain sweatshirt and trainers. For indoor PE, the children need plain black/navy shorts, a plain white t-shirt and plimsolls. Every item needs to be clearly labelled and in a bag that will remain in school every day. Kits will be taken home to be washed at the end of each term. No items should be taken home during the term.

Homework

Homework is set on a Friday and will continue to support your child's education. It will include weekly maths and English activities as well as reading, some spelling investigations and multiplication facts. If there are ever any problems about the homework, please come and see us as soon as possible.

KIRTON PRIMARY SCHOOL

TERM 1 NEWSLETTER 2021



Year 6

HOW YOU CAN SUPPORT YOUR CHILD'S LEARNING THIS TERM:

Key things that parents can do to support their child this term related to things they will be learning about are:

- Read some of the famous Greek myths, which can be accessed by following this link: <https://greekmyths4kids.com/>
- Design your own Greek pot using the template provided below.
- Why not create your own mosaic, using the images below as inspiration?
- How about making some traditional Greek bread? See the delicious recipe below.

- Learn all about the Greek Gods and Goddesses: <https://www.natgeokids.com/uk/discover/history/greece/greek-gods/>
- *You could also take a look at the Change 4 Life website to learn more about healthy lifestyles:* <https://www.nhs.uk/change4life>
- *Why not try and make your own blood using the instructions below? Can you remember the function of each part?*
- How about making some healthy snacks, such as: pizza, salads and sandwiches using the Eatwell Plate?
- Complete the diary below to see how much exercise you take part in during a week.

Important Dates

13.09.21 - Theatre Production for Y2 to Y6
20.09.21 - School Photographer YR to Y6
17.09.21 - 11+ test in school for Y6
24.09.21 - 11+ test in school for Y6
01.10.21 – Harvest Festival at church at 2.15pm for Yr4 to Y6
12.10.21 - Parents' evening 3.30-6.30pm
13.10.21 - Parents' evening 3.30-5pm
15.10.21 - Last day of term 1
01.11.21 - First day of term 2

Yours sincerely

Ms Houghton
Year 6 Class Teachers

Miss Wilkinson

Miss Roberts

Mr Stanfield

KIRTON PRIMARY SCHOOL

TERM 1 NEWSLETTER 2021



Year 6

Ancient Greek pottery

The Ancient Greeks were famous for making pottery. The best pottery was made in Athens. Greek potters were only allowed to use two colours—black and orange. They used these colours to decorate their pots with great battles, huge feasts or their favourite gods.

Have a look at some of the pots on this page. Can you design your own? Remember you can only use black and orange pencils.




KIRTON PRIMARY SCHOOL

TERM 1 NEWSLETTER 2021



Year 6


Greek Mosaics



Ancient Greek Pelanos Bread



Demeter was the goddess who taught humanity the art of making bread. After fasting, in commemoration of Demeter's fasting while searching for her abducted daughter, Persephone, the participants of the Lesser Eleusinian Mysteries ate pelanos, a wheat and barley bread.



KIRTON PRIMARY SCHOOL

TERM 1 NEWSLETTER 2021



Year 6

Cuisine	Ancient Greek
Prep Time	5 minutes
Cook Time	50 minutes
Passive Time	4 hours
Servings	1 loaf


INGREDIENTS

- 1 cup [flour](#) whole wheat
- 2 tablespoons [flour](#) barley
- 1/2 teaspoon [yeast](#) instant
- 1/2 teaspoon [salt](#)
- 3/4 cup [water](#) warm
- 4 tablespoons [flour](#) extra for dusting



INSTRUCTIONS

1. In a bowl, stir together with a spatula the flour, the yeast and the salt and add the warm water. Keep stirring together with the spatula until all of the flour is moistened.
2. Tip the sticky dough onto a floured surface and knead it until the dough becomes smooth, 2-3 minutes. When kneading, always sprinkle some whole wheat flour on your surface and your hands so that the dough does not stick. Transfer the dough ball into a floured bowl and cover the bowl with plastic wrap. Let rest at warm room temperature for 3 hours until doubled in size.
3. Tip the dough onto a floured surface, flour your hands as well as the dough and fold the dough over 2-3 times (maximum 10 times if the dough is too sticky) softly with no added pressure. Line a loaf pan with parchment paper and dust it with extra flour. Place the dough ball to prove for a further hour until doubled in size.
4. Preheat the oven to 230°C or 450F. Place a baking dish filled with hot water on the bottom of the oven. Steam is crucial to making a crusty loaf of bread. Ask an adult to help you with this step.
5. Bake for 20 minutes. Remove the baking dish filled with water.
6. Bake at 220°C for another 30 minutes until




KIRTON PRIMARY SCHOOL

TERM 1 NEWSLETTER 2021



Year 6



MY ACTIVE WEEK AHEAD

Use this chart to plan your active week ahead. Write down which activity you'll do and for how long. Aim to do at least 60 minutes every day. Walking to the bus stop or to school, playing in the park or playground, dancing, running and skipping all count!

My diary, by _____

Day	Morning	Afternoon	Evening	Total minutes
Monday	Activity	Activity	Activity	
	Minutes	Minutes	Minutes	
Tuesday	Activity	Activity	Activity	
	Minutes	Minutes	Minutes	
Wednesday	Activity	Activity	Activity	
	Minutes	Minutes	Minutes	
Thursday	Activity	Activity	Activity	
	Minutes	Minutes	Minutes	
Friday	Activity	Activity	Activity	
	Minutes	Minutes	Minutes	
Saturday	Activity	Activity	Activity	
	Minutes	Minutes	Minutes	
Sunday	Activity	Activity	Activity	
	Minutes	Minutes	Minutes	