

KIRTON PRIMARY SCHOOL

TERM 4 NEWSLETTER 2024



YEAR 1

February 2024

Dear Parents and Carers

We would like to welcome you to the start of the new term. The children have settled back in well and are very busy with their daily timetables.

Our Topic

Term 4: People and Places

Our topic this term is 'People and Places'. We will be exploring our lives here in Kirton, and how this may differ to people in the rest of the UK and the wider world. By the end of this term, children will have an understanding of the four countries in the UK, their capitals and where we are on the map. We will be comparing and contrasting how different people live in different places in the world, including their housing, daily tasks, jobs and free time. We will also be discussing different professions and which are more or less prevalent in certain locations in the UK and around the world. Finally, we will be exploring different habitats, including the Amazon Rainforest and the plains of Africa. Your children will become more knowledgeable of the world around us and the amazing things, and people, the world has to offer!

In science, we will be exploring the four seasons. You can support your child by talking about the weather each day, and whether that is typical for the time of year. Please find attached a fun activity, where children can design and create time stills of a scene in different seasons.

Maths and English

In maths lessons, children will be learning about *addition and subtraction, fractions, number and place value, and measuring time, volume and capacity.*

In order to support your child, you could continue to practise 2x, 5x and 10x tables at home. This can be done through counting forwards and backwards in multiples, quickfire tests and online games, for example, 'Hit the Button'.

You could also support your child by asking them to assist you in dividing sets of objects into halves, quarters and thirds. This could be done with objects and/or food.

Fun games, such as timing how long it takes to do 10 star jumps, how long it takes to run a bath or how long it takes to hop around the garden on one leg could consolidate skills in measuring time. Your child could do it themselves, and then time how long it takes for someone else to do it to make it more competitive.

In English, we will be learning about *labels and captions, explanation texts, fantasy narratives, recounts, newspaper reports and experiments.*

For our labels and captions topic, we will be focusing on popular children's image books such as 'We're Going on a Bear Hunt' and 'The Snail and the Whale'. In order to support your child's understanding of concepts learnt this term, it would be beneficial for your child to practise summarising pictures from a story, main events and character traits. Developing explanation skills (why someone did something/something happened) and inference skills (what they think will happen next) will deepen children's knowledge and understanding of the stories. As part of our topic 'People and Places', it would be useful for children to imagine where their stories take place and consider what factors makes them think this. Is it in the UK or abroad? Do they think this because of the weather, the housing or the characters?

To consolidate our learning in art, children can create a skyline image (instructions attached). If your child makes one, please bring it in as we would love to see it and put it on display.

The spellings that your child will be learning this term can be accessed through our school website; it would be really useful if you could help your child to learn these spellings.

Please encourage your child to read at home every day and ask them questions about what they are reading at every opportunity. We aim to change books regularly.

Your child may bring a water bottle to school. Please ensure the bottle is clearly named and only contains water.

KIRTON PRIMARY SCHOOL

TERM 4 NEWSLETTER 2024



YEAR 1

PE

Our PE days are on Mondays and Wednesdays each week. Please ensure that your child has the appropriate PE kit. For outdoor games, the children need plain black/navy tracksuit bottoms, a plain white t-shirt, a plain sweatshirt and trainers. For indoor PE, the children need plain black/navy shorts, a plain white t-shirt and plimsolls. Every item needs to be clearly labelled and in a bag that will remain in school every day. Kits will be taken home to be washed at the end of each term. No items should be taken home during the term.

Homework

Homework is set on a Friday and will continue to support your child's education. It will include weekly maths and English activities. If there are ever any problems about the homework, please come and see us as soon as possible.

Important Dates

19.02.24 – First day of term 4
05.03.24 - 08.03.24 – School Book Fair
07.03.24 – World Book Day
15.03.24 – Comic Relief (more information to follow)
28.03.24 – Last day of term 4
15.04.24 – First day of term 5

Yours sincerely

Mrs Farrington Mrs Ilsley Mrs Lewis Miss Wells
Year 1 Class Teachers

HOW YOU CAN SUPPORT YOUR CHILD'S LEARNING THIS TERM:

Key things that parents can do to support their child, this term, related to things they will be learning about:

- Complete the seasons craft activity below, decorating each of the trees and creating a background that shows what the tree would look like during each of the four seasons.
- Create your own skyline using the instructions on the activity sheet below.
- Download the free app '1-Minute Maths' to practise calculations such as multiplication, division and develop skills in halving as well as adding and subtracting tens from a number.
- **Useful websites:**
Phonics - <https://www.littlewandlelettersandsounds.org.uk/resources/for-parents/>
Maths - <https://www.topmarks.co.uk/maths-games/>

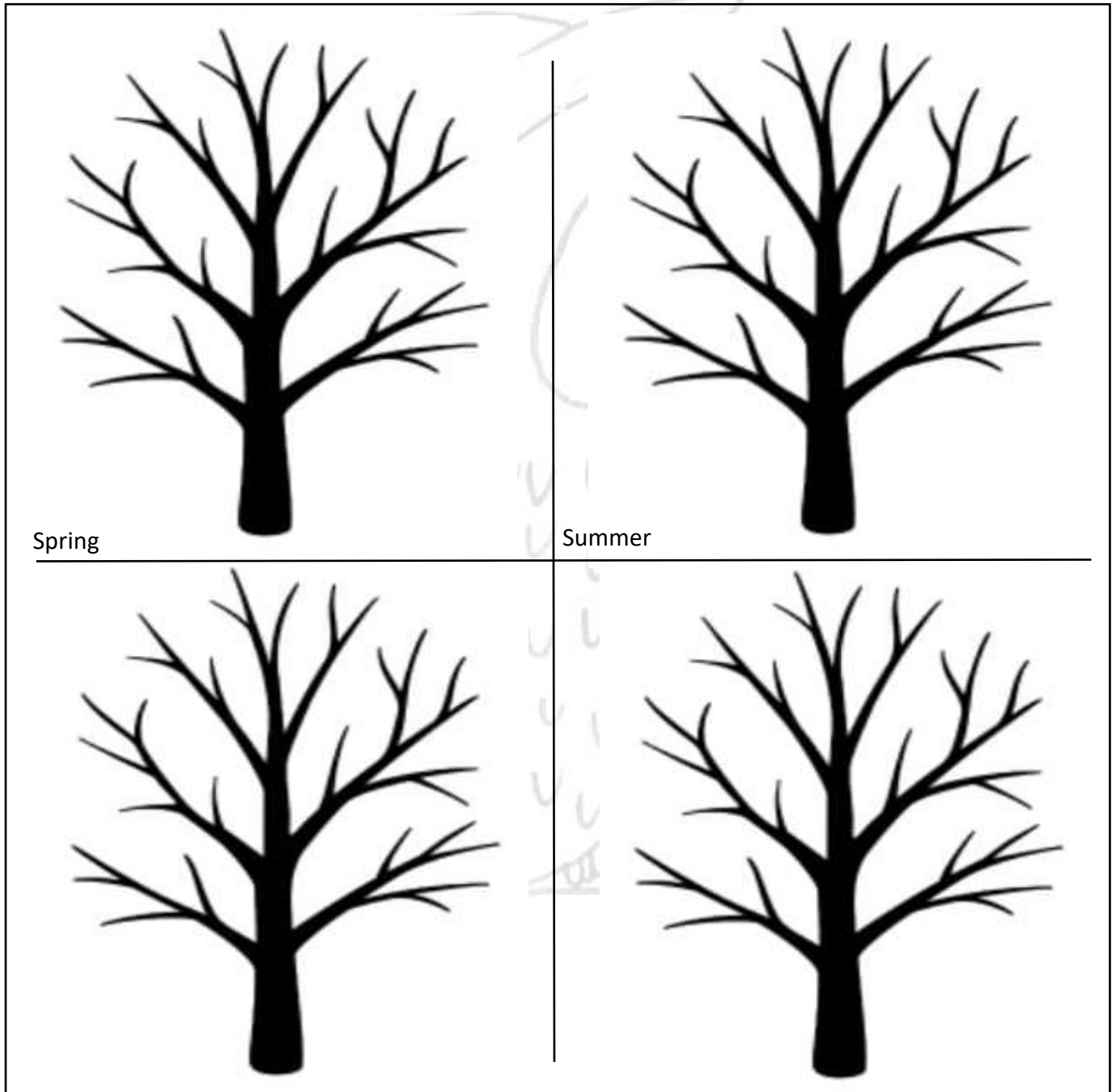


YEAR 1

Seasons Craft Activity

Your task: decorate each of these trees, and their background, so that they look how it would in that season. To decorate, you could use:

- Crayons/felt tips
- Paint (or finger painting)
- Things you find in the garden



Spring

Summer



YEAR 1

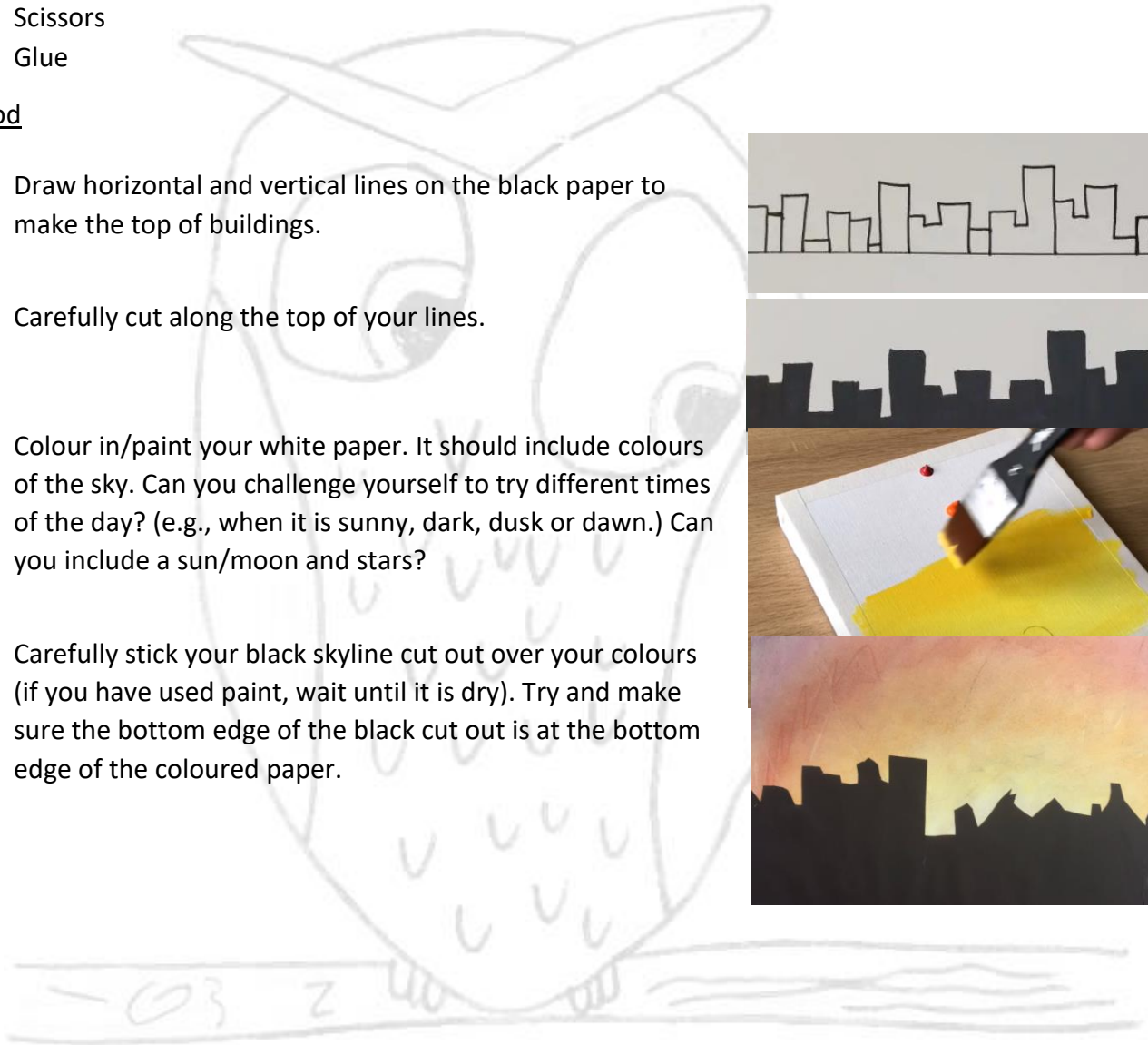

Skyline Image Instructions

You will need:

- Black paper
- White paper
- Colours/Felt Tips/Paint
- Scissors
- Glue

Method

1. Draw horizontal and vertical lines on the black paper to make the top of buildings.
2. Carefully cut along the top of your lines.
3. Colour in/paint your white paper. It should include colours of the sky. Can you challenge yourself to try different times of the day? (e.g., when it is sunny, dark, dusk or dawn.) Can you include a sun/moon and stars?
4. Carefully stick your black skyline cut out over your colours (if you have used paint, wait until it is dry). Try and make sure the bottom edge of the black cut out is at the bottom edge of the coloured paper.





YEAR 1

Comparing Capacities



Have a look at home to find containers which can hold liquid. Which containers hold more than or less than a litre?

More than a litre	Less than a litre