

KIRTON PRIMARY SCHOOL

TERM 5 NEWSLETTER 2024



RECEPTION

April 2024

Dear Parents and Carers

Welcome back. We hope you had a lovely Easter holiday. The summer term has arrived, and we will be doing lots of exciting things and taking full advantage of the warmer weather. We are also looking forward to our trip to Grimsthorpe Castle this term!

Our Topic

Term 5: Let's Look Outside

We will be growing lots of different plants and spending lots of time outside, observing changes and exploring our natural environment.

Maths and English

In maths lessons, children will be learning about: symmetrical patterns, finding one more and less from a number from 1-20 and continuing to solve addition and subtraction problems.

In order to support your child, you could look for objects around your house that are symmetrical. You could have a teddy bears' picnic and use food or objects to find one more and one less than a number.

In English, we will be learning about: writing letters and diaries, making predictions for stories and using books to find and record factual information.

In order to support your child, you could write a diary about the weekend. You could explore non-fiction books to find out information about nature.

Please encourage your child to read at home every day and ask them questions about what they are reading at every opportunity. We aim to change books regularly.

PE

Our PE days are on Wednesday (Owlets and Chicks) and Friday (Eaglets.) Please continue to ensure that your child has the appropriate PE kit. In colder weather, the children need plain black/navy tracksuit bottoms, a plain white t-shirt, a plain sweatshirt and trainers. For warmer weather, the children need plain

black/navy shorts and a plain white t-shirt. Every item needs to be clearly labelled and in a bag that will remain in school every day. Kits will be taken home to be washed at the end of each term. No items should be taken home during the term.

Warmer weather

As the weather is getting warmer, children will need to bring hats into school. Please ensure that these are clearly named. Sunscreen should be applied at home before coming to school. We are not able to assist your child in applying this in school. Your child may bring a water bottle to school. Please ensure the bottle is clearly named and only contains water.

Homework

Homework is sent home on a Friday and will continue to support your child's education. This will have either a Maths or an English focus and is linked to what we have been learning about during the week. If there are ever any problems about the homework please come and see us as soon as possible. It was great to see the children's enthusiasm for their homework last term. We always like to see any activities the children have completed at home. Please encourage your child to bring this in to share with the rest of the class.

Important Dates

15.04.24 – First day of Term 5
15.4.24 and 17.4.24 – Grimsthorpe Castle Trip
06.05.24 – May Day Bank Holiday
24.05.24 – Last day of Term 5
03.06.24 – First day of Term 6

Yours sincerely

Miss Roxby Miss Lowe Miss Hollingworth

Reception Class Teachers



KIRTON PRIMARY SCHOOL

TERM 5 NEWSLETTER 2024

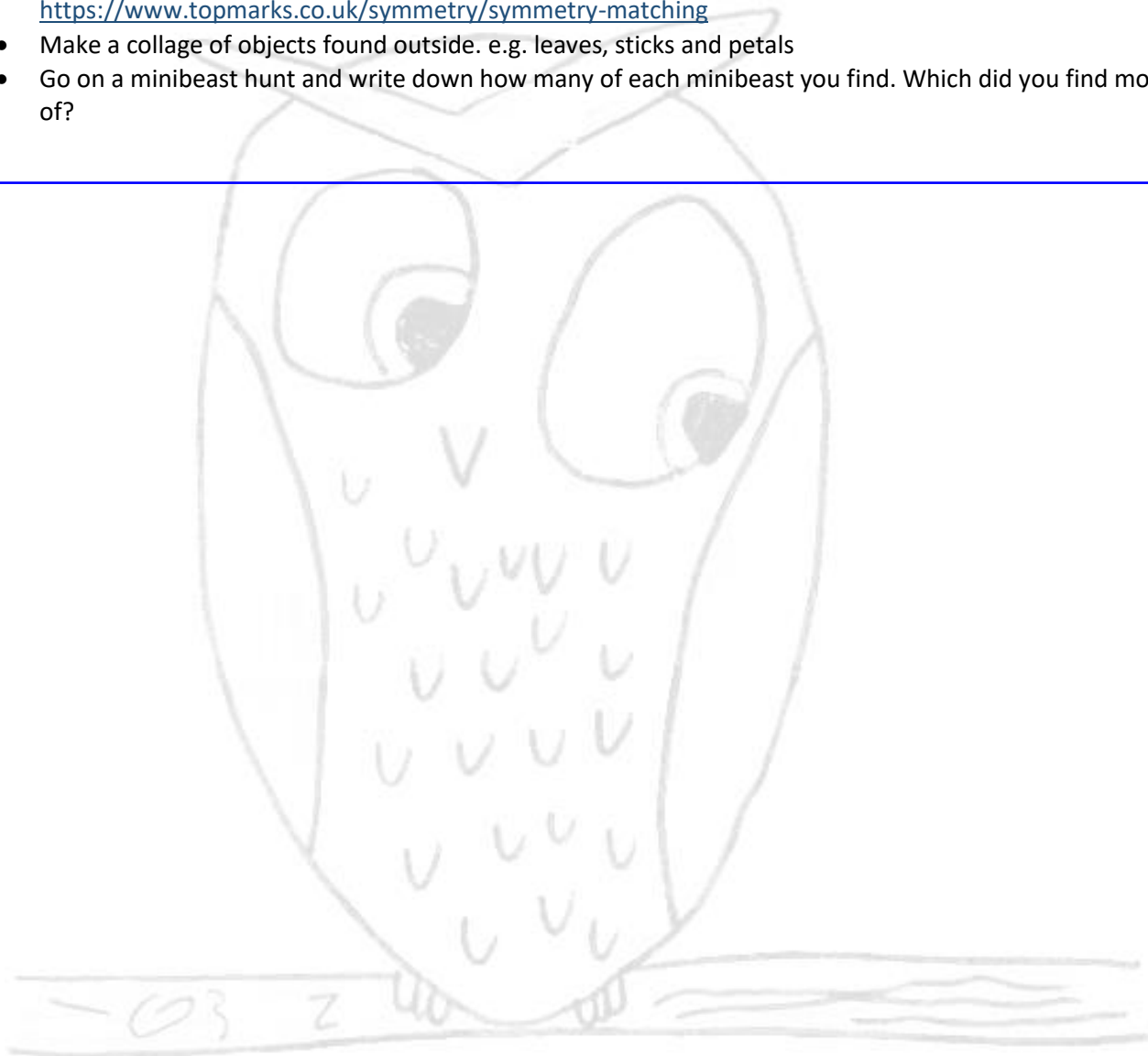


RECEPTION

HOW YOU CAN SUPPORT YOUR CHILD'S LEARNING THIS TERM:

Key things that parents can do to support their child this term related to things they will be learning about:

- Go for a walk and talk about how flowers and plants are growing.
- Have a go at completing symmetrical patterns with colours and shapes.
<https://www.topmarks.co.uk/symmetry/symmetry-matching>
- Make a collage of objects found outside. e.g. leaves, sticks and petals
- Go on a minibeast hunt and write down how many of each minibeast you find. Which did you find most of?



KIRTON PRIMARY SCHOOL
TERM 5 NEWSLETTER 2024



RECEPTION

Make a Minibeast Hotel

Use natural objects you find outside to design and make a hotel for minibeasts. Place it in your garden and see if any minibeasts come to visit.

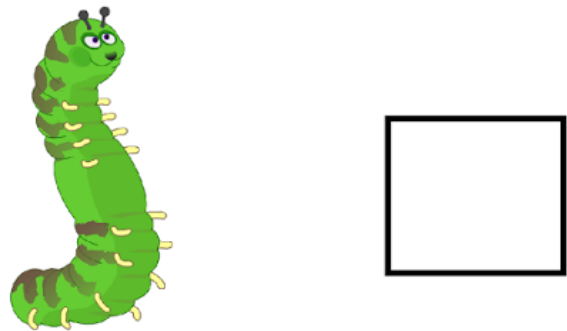
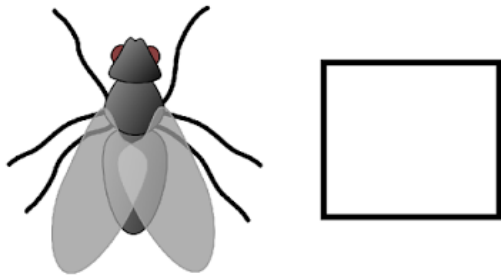
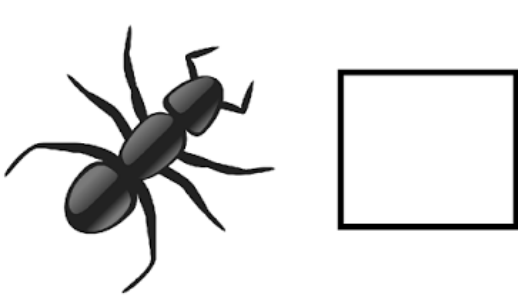




RECEPTION

Minibeast Hunt

Go outside and hunt for the following minibeasts. Tick them off as you find them.





RECEPTION

Make your own bird feeder

Simple Bird Feeder

You will need:

- Empty cardboard tube
- Peanut butter
- Butter knife
- Wild birdseed
- Tray
- String (optional)



Instructions

1. Using the butter knife, carefully spread a thick layer of peanut butter all over the cardboard tube.
2. Pour the birdseed into the tray.
3. Roll the peanut butter-covered cardboard tube in the birdseed. Press down carefully to make sure the birdseed has stuck to the peanut butter.
4. Gently, shake off the excess birdseed over the tray.
5. Slide the birdfeeder onto the branch of a tree. Alternatively, you could thread some string through the tube and tie it in a knot at the top to make a loop.
6. Sit back and count how many different birds visit your feeder to enjoy a treat!

