

KIRTON PRIMARY SCHOOL

TERM 1 NEWSLETTER 2020



YEAR 4

September 2020

Dear Parents and Carers

We would like to welcome you to the start of a new year. The children have already settled in well and are very busy with their daily timetable.

Our Topic

Term 1: Living Things and Their Habitats

Children will learn about how humans affect these habitats and how animals can be classified.

Maths and English

In maths lessons, children will be learning about: the four basic operations (addition, subtraction, multiplication and division), symmetry and fractions. In order to support your child, you could talk to them about the maths they are learning: identifying things in the real world that are symmetrical, asking them to help with the shopping (e.g. calculating the cost of products and working out how much change will be given) and spotting where fractions are being used in the real world.

It would really support your child if they were confident with their times tables. This would help them in all areas of maths. This term your child needs to learn their 8x table.

In English, we will be learning about: information texts, diaries, newspapers and persuasive writing. In order to support your child, you could look at information texts and what is similar about each of them, look at adverts and discuss how they are trying to persuade you to do something and look at newspaper reports and identify common features that appear in nearly every one.

The spellings that your child will be learning this term can be accessed through our school website; it would be really useful if you could help your child to learn these spellings.

Yours sincerely

Year 4 Class Teachers

Please encourage your child to read at home every day and ask them questions about what they are reading at every opportunity. We aim to change books regularly.

Your child may bring a water bottle to school. Please ensure the bottle is clearly named and only contains water.

PE

Please ensure that your child has the appropriate PE kit in school every day. We will not be able to provide any spare kit. For outdoor games, the children need plain black/navy tracksuit bottoms, a plain white t-shirt, a plain sweatshirt and trainers. For indoor PE, the children need plain black/navy shorts, a plain white t-shirt and plimsolls. Every item needs to be clearly labelled and in a bag that will remain in school every day. Kits will be taken home to be washed at the end of each term. No items should be taken home during the term.

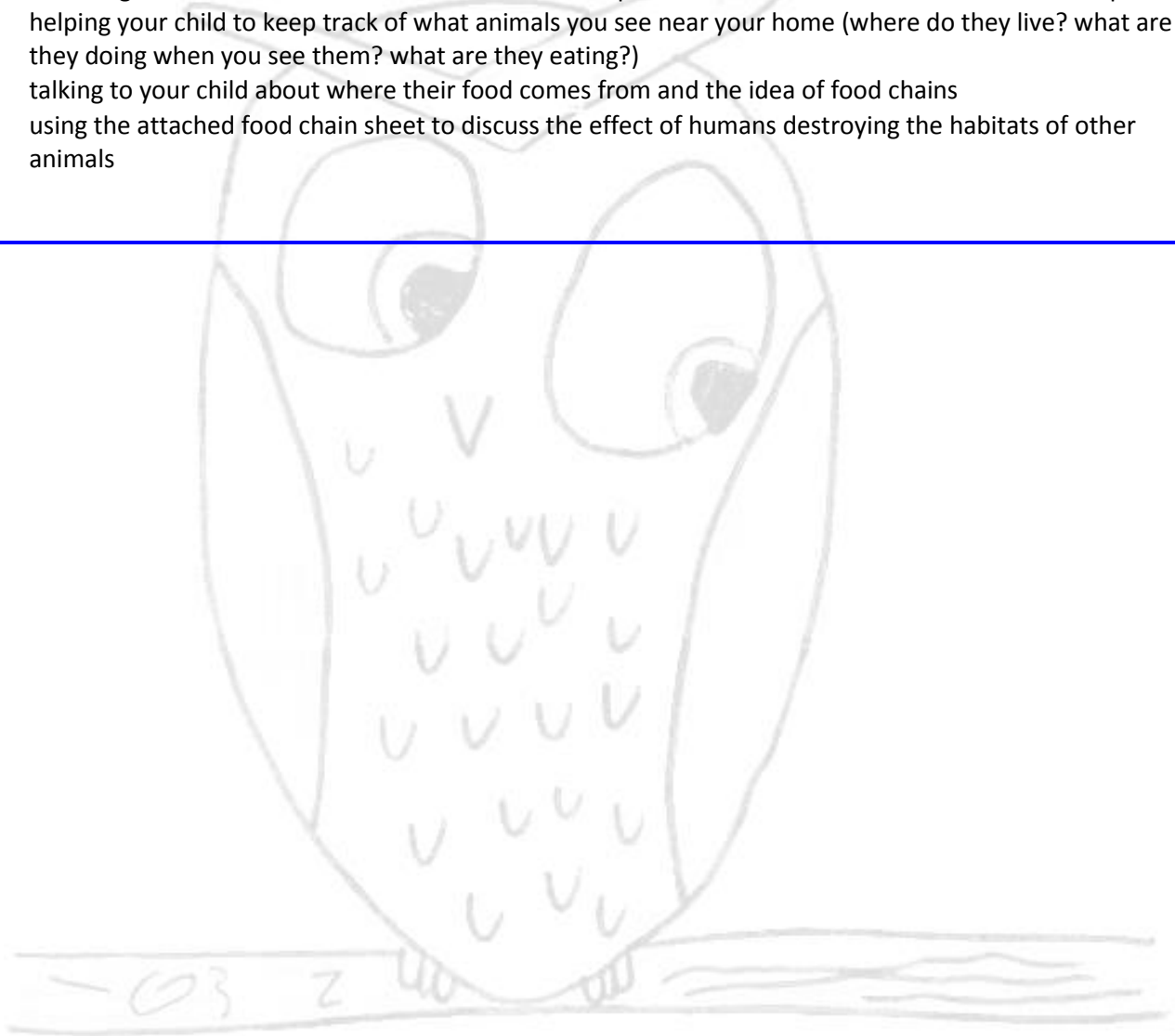
Homework

Homework is set on a Thursday and will continue to support your child's education. It will include weekly maths and English activities as well as reading, some spelling investigations and multiplication facts. If there are ever any problems about the homework, please come and see us as soon as possible.



HOW YOU CAN SUPPORT YOUR CHILD'S LEARNING THIS TERM:

- suggesting your child reads articles in newspapers
- watching TV together and discuss how the adverts try to persuade you to part with your money
- following the instructions to make the bird feeders – pictures of these will be worth MANY house points!
- helping your child to keep track of what animals you see near your home (where do they live? what are they doing when you see them? what are they eating?)
- talking to your child about where their food comes from and the idea of food chains
- using the attached food chain sheet to discuss the effect of humans destroying the habitats of other animals






YEAR 4

Make a bird feeder

Apple Bird Feeder



This makes it easy and fun but you will need a grown up to core the apple for you.



Step 1

Thread the string through the hole in the apple.

Step 2

Make an 'X' with the sticks and tie them to the string so the apple sits on top.

Step 3

Make a pattern by pushing the seeds into the apple then it's ready to hang up!



YEAR 4

Pine Cone Feeder



Have some warm, soapy water ready once you finish as the mix can be messy!



Step 1

Mush together the seeds, lard, cheese and raisins in a mixing bowl.

Step 2

Tie a string to your pine cone then cover it with the mix. Don't forget to fill the holes!

Step 3

Pop it in the fridge until set then it's ready for the birds!




YEAR 4

Fruit Hoops



You'll need a grown-up to help with this one!



Step 1

Ask a grown-up to cut cubes of apple and cheese.

Step 2

Be very careful and ask a grown-up to help you thread fruit and cheese onto the wire like a necklace.

Step 3

Make a hoop with the wire and tie it to some string. Ready!



YEAR 4

Learning Objective:

To be able to demonstrate an understanding of human impact on food chains and habitats in another part of the world.



Corn



Rat



Owl

If humans destroyed the rats' habitat so there were no more rats, the corn would grow and grow because nothing would be eating it. The owls would starve and die because they have nothing to eat.



Carrots



Rabbit



Fox



Lion

If humans destroyed the foxes' habitat so there were no more foxes, ...



Grass



Grasshopper



Frog



Python



Eagle

If humans destroyed the pythons' habitat so there were no more pythons, ...